

**Welcome to**  
**Te Māhuri**

**Whānau information booklet**

Hope



Excellence



Love



Peace



Through our faith we **HELP**  
bring light to the world

# Welcome

Welcome to Te Māhuri (TM). We are so blessed to have your family join our team. This booklet is designed to help both new and current families smoothly transition into Te Māhuri for 2023. Have a good read through and feel free to ask your child's kōhanga teacher any questions you may have.

## Checklist

There are a few things that will help you as a parent at Rolleston Christian School. Have you...

- Joined the Facebook Group?  
*Search 'Rolleston Christian School - Parent & Staff'*
- Followed the 'Rolleston Christian School' Facebook page
- Made sure the office has your correct email address for the newsletter and school reports to be sent to
- Read the 'Parent Handbook'
- Put the school phone number into your phone:  
*03 550 2653*
- Looked through the RCS website
- Download and set up the etap parent app. You will receive school communication through this app. Ask Tracey in the office for help if you need it.



## Te Māhuri tips

- ★ **Read the fortnightly Te Māhuri newsletter that is sent via the etap app.**
- ★ Name everything, especially school uniform in a waterproof vivid marker.
- ★ Ensure your child is in full, correct uniform including a school hat.
- ★ Students are expected to take off their shoes inside. Remember that shoes should be black.
- ★ TM teachers will communicate with you by phone, face to face, by email or via the etap app. Also sometimes via the facebook page - for example, trip reminders.
- ★ Technology is on Wednesdays for Term 1 & 2. All TM students will be working from Te Rōhutu Whio School on that day. Year 6 will be working with Miss Smith at Te Rōhutu Whio.

## Transitioning to Te Māhuri

Transitioning to a new hub, whether it be changing schools, or moving up a year level can be different for each child. For some it takes time for them to settle into new routines and to make friends. This is completely normal. Some children can take longer than others to adjust to the expectations of a new school level. Please feel free to talk with your child's kōhanga teacher if you have any wonderings about this.

## Our regular timetable - Terms 1 & 2

	Monday, Tuesday, Thursday, Friday	Wednesday (from Week 2, T1)
8.55am	Kōhanga or Whole Hub Hui	<p>Technology for year 7 &amp; 8s at Te Rōhutu Whio School.</p> <p>All students (TM Year 6-8) to be at RCS by 8.40am for the roll. The bus will leave at 8.55am.</p> <p>Year 6s will work at Te Rōhutu Whio in their own room with Miss Smith.</p> <p>Students return by 2.40pm, ready for the usual hometime of 3pm from RCS.</p>
9.15am	Maths	
10.00am	Read 'n Feed (Whole Hub Novel)	
10.15am	Literacy or Te Reo Māori (Fridays)	
11.00am	Break Time	
11.30am	Literacy	
12.15pm	Health; LIGHTS from Week 5, T1 PE or Tiaki Time (Fridays)	
1.00pm	Lunchtime	
1.55pm	Silent Reading	
2.10pm	Living Christianly/Circle Time/Assembly/PE Performing Arts (Thursday)	
2.50pm	Pack up and Daily Reflection	
3.00pm	Home Time	
AfterSchool	Teachers have Te Reo Lessons, Team Meeting and Staff Meeting after school on Mondays, Tuesdays and Wednesdays from 3.30pm.	

## Thursday Afternoon Arts Rotations

On Thursday afternoons we have Arts rotations with Te Pihinga. This will most likely include Pasifika, Kapa Haka, Percussion, Ukulele and Choir.

## Timetable Changes

Sometimes our timetable changes due to unforeseen circumstances!

# Our day in more detail...

**Hui time:** This time includes morning prayer, introducing the week's memory verse, singing a worship song and sharing notices and timetable for the day. We also take the roll at this time. If you are talking with your child's kōhanga teacher before school, please be aware that they will need to lead hui time from 8.55 am. Sometimes our Hui is with Kōhanga, sometimes as a whole Hub. Our Hui times are important, they settle the students and set them up for a successful day, so please assist your children to arrive at school on time.

**Reading:** Your child will continue to develop their reading and comprehension skills. At Year 6 - 8 there is a greater emphasis on reading for meaning, and gaining new learning from what we have read. Because of this focus, children tend to progress through the levels more slowly. This is expected at this level. **You can support your child at home by encouraging them to read for pleasure, and visiting your local library regularly.**

**Writing:** Your child will learn more about the crafting of written work. At Year 6-8 there is a greater emphasis on writing genre and writing for an audience. Our written work will take longer to complete, and it will often link to what we are learning in Health or L.I.G.H.T.S. **You can support your child at home by talking to them about their writing, and noticing great examples of writing as you are sharing stories with them.**

**Spelling:** Your child will continue to develop their use of phonological awareness and spelling rules. Some children may bring home spelling words, we will let you know if this is applicable to your child. **You can support your child at home by talking to them about the rule they are learning, and helping them to spot this rule around them.**

**Maths:** At this level our focus in maths is on developing confidence when working with number and statistics and the ability to see number and statistics in different contexts. **You can support your child at home by talking with them about their learning at school. You could also encourage the learning and revision of basic addition and subtraction facts, as well as multiplication tables and division.**

**Living Christianly:** In Te Māhuri our Living Christianly programme aims to develop a practical understanding of God's Word, as well as living out biblical principles in everyday life. Around the ages of 11 and 12, children begin to discover Christianity more deeply for themselves, so we encourage questions and critical thinking.

**Health:** We will begin the year with Health, which will cover Cyber Safety and Health and Well Being online. A large portion of the Health Curriculum is also covered in Circle Time (which may have a name change soon). In Week 4 students will have 3 lessons on Puberty Changes. We will send home more details about this.



# LIGHTS

In our school we have a very special action based inquiry learning process that we call LIGHTS. This is an acronym for each stage of the inquiry process. The stages are:

- Look at the current situation (research information on the current situation of the topic).
- Investigate alternatives (Explore different ideas on how to make changes, in order to make a difference, or solve the problems identified in the L phase).
- Go for it (choose your best and most effective idea and action it).
- How have things changes (reflect on the G phase and see if you have made a difference).
- Time to share (share with others your project and your learning).
- So what have we learned? (a final reflection on your learning for the whole project and the outcome of your project).

In Te Pihinga, children will be completing LIGHTS projects in our LIGHTS program, which takes place four times per week. At this age LIGHTS is an important part of learning to critically think about new information, use their reading, writing and mathematical skills in an authentic way, and also develop the skills to work collaboratively with their peers. The children are learning content from the New Zealand Curriculum in Social Sciences, Science, Technology and Health, and they also learn to develop important competencies based on our Vision of Christ-like, Creative, Critical-Learners who HELP (Hope, Excellence, Love and Peace) bring LIGHT to the world.



## Whānau Groups

Whānau (*far-no*) Groups are made up of children from all year levels in the school. They meet together twice a term to do environmental-based projects. This is a great time for students to form relationships throughout the school. Your child will be in the same whānau group throughout their time at school. Our whānau groups are:

**Toroa** (*taw-raw-ah*) Colour: gold / yellow

**Kiwi** (*kee-wee*) Colour: green

**Tūī** (*too-ee*) Colour: purple

**Pīwakawaka** (*pee-wock-ah-wock-ah*) Colour: blue

**Pūkeko** (*pooh-keck-or*) Colour: red



# Mobile Phones at School

At RCS we prefer that students do not bring mobile phones to school. The school rule is that students are not to use mobile phones at school, or during school hours. Students can be contacted through the school office if parents need to contact them urgently.

In Te Māhuri, we will be collecting any mobile phones that are at school at 9am, and they will be looked after in the school office until 3pm when they will be returned to students. Phones belonging to students that have not been handed in and are then used during school time will be confiscated and a parent will need to collect the phone from the school office. Confiscated phones will not be released to students, only to parents.

If it is absolutely essential that your child brings a phone to school for after school use, please ensure that they hand it in in the morning to their kōhanga teacher. We will be clearly explaining this to all Te Māhuri students again, and the consequences for not doing so.

## Te Māhuri Teaching Team

We work collaboratively to teach to the needs of your child. Children will get to know all of the teachers and Learning Assistants in Te Mahuri.



**Mrs Mandy Cleave**  
**TM Team Leader,**  
**Christian Schools**  
**Across School Teacher**  
Years 6/7/8  
[m.cleave@rcs.school.nz](mailto:m.cleave@rcs.school.nz)



**Miss Julia Caldwell**  
Kōhanga Rātā Teacher  
[j.caldwell@rcs.school.nz](mailto:j.caldwell@rcs.school.nz)



**Miss Stephanie Smith**  
Kōhanga Totara Teacher  
[s.smith@rcs.school.nz](mailto:s.smith@rcs.school.nz)



**Mrs Beth Marlin**  
ELL Teacher (English  
Language Learners teacher)



**Mrs Monica Verwoerd**  
Learning Support

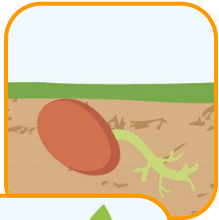


**Mrs Carol Spreckley**  
Learning Support

# Māori translations

As part of our bicultural responsiveness, we have made an effort to honour the Māori heritage of the Rolleston area by giving our classrooms and hubs Māori names.

## Hub names




**Te Kākano means seed** - Years NE/1/2  
(*teh caah-cah-naw*)

Our role in TK is planting the foundational seeds in your child's education journey, in the soil that you have prepared as their first teachers.




**Te Wana means shoot** - Years 2/3  
(*teh wah-nah*)

Our role in TW is to nurture the seed by watering your child's independent learning habits, critical thinking and self management skills as they grow in confidence in who they are as a learner.



**Te Pihinga means seedling** - Years 4/5/6  
(*teh pee-hee-ngah*)

Our role in TP is to nurture the seed by watering your child's independent learning habits, critical thinking and self management skills as they grow in confidence in who they are as a learner.



**Te Māhuri means sapling** - Years 6/7/8  
(*teh maah-'who'-ree*)

Our role in TM is deepening your child's roots by expanding and consolidating their understanding of who they are as learners and what they contribute to this world.

## Class names

Research shows that relationships are the key to learning. In order to foster these, we made the decision to have each Hub split in Kōhanga groups. Like the nature imagery, teachers 'look after' the children in their kōhanga. Your child's kōhanga teacher is your first contact for any pastoral or academic conversations. Teachers work together collaboratively in our space to best meet the needs of all our Te Kākano students.



**Tōtara**  
(*taaw-taw-rah*)  
**Miss Smith**



**Rātā**  
(*rah-tah*)  
**Miss Caldwell**



**Kōhanga**  
(*core-hung-a*)  
**Nest**

# Senior Leadership Team



**Miss Liz Horn**  
Principal  
[l.horn@rcs.school.nz](mailto:l.horn@rcs.school.nz)



**Mr Polu Luatua**  
Deputy Principal  
[p.luatua@rcs.school.nz](mailto:p.luatua@rcs.school.nz)



**Mrs Lynda Siave**  
Deputy Principal & Te Pihinga Learning Leader  
Special Needs Coordinator (SENCO)  
[l.siave@rcs.school.nz](mailto:l.siave@rcs.school.nz)

# Administration / Office Staff



**Mrs Tracey Kennedy**  
Administration &  
Enrolments  
[office@rcs.school.nz](mailto:office@rcs.school.nz)



**Mrs Amy Burke**  
Communications  
Accounts & Uniform  
[communications@rcs.school.nz](mailto:communications@rcs.school.nz)  
[accounts@rcs.school.nz](mailto:accounts@rcs.school.nz)

