

Welcome to
Te Pihinga

Whānau information booklet

Hope



Excellence



Love



Peace



Through our faith we **HELP**
bring light to the world

Welcome

Welcome to Te Pihinga (TP). We are so blessed that God has chosen your child and your family to join our team. This information is designed to help you smoothly transition into Te Pihinga, which is our Year 4 - 6 Hub. Have a good read through this booklet and feel free to ask your child's kōhanga teacher any questions you may have.

Checklist

There are a few things that will help your transition to school. Make sure you have...

- Joined the Facebook Group
Search 'Rolleston Christian School - Parent & Staff'
- Followed the 'Rolleston Christian School' Facebook page
- Made sure the office has your correct email address for newsletters to be sent to
- Read the 'Parent & Whānau Partnership Handbook'
- Put the school phone number into your phone:
03 550 2653
- Looked through the RCS website
- Downloaded the parent app (@school Mobile). See the office staff for your personal login details, and for help with this if needed.



Te Pihinga tips

- ★ **Read the fortnightly Te Pihinga pānui that is sent via the etap app.**
- ★ Name all items of clothing clearly (especially second hand items) in a waterproof marker.
- ★ Ensure your child is in full, correct uniform including a school hat.
- ★ Students are expected to take off their shoes inside. Remember that shoes should be black.
- ★ TP teachers will communicate with you face to face, by email or via the etap app. Also sometimes via the facebook page - for example, trip reminders.
- ★ You can email the TP teachers at tp@rcs.school.nz - please note we do not routinely check our emails through the day. Any urgent messages are best sent to the office.

Transitioning to Te Pihinga

Transitioning to a new hub, whether it be changing schools, or moving up a year level can be different for each child. For some it takes time for them to settle into new routines and to make friends. This is completely normal. Some children can take longer than others to adjust to the expectations of a new school level. Please feel free to talk with your child's kōhanga teacher if you have any wonderings about this.

Personal communication devices at school

Mobile Phones and Smart Watches

At RCS we prefer that students do not bring mobile phones and smart watches to school. The National Government campaigned on banning phones in schools and are currently consulting with schools about this. Our current school rule is that students are not to use mobile phones at school, or during school hours. Students can be contacted through the school office if parents need to contact them urgently.

Across the school, any mobile phones or smart watches that are at school at 9am will be collected and they will be looked after in the school office until 3pm when they will be returned to students. Phones and smart watches belonging to students that have not been handed in and are then used during school time will be confiscated and a parent will need to collect the phone from the school office. Confiscated phones and watches will not be released to students, only to parents.

If it is absolutely essential that your child brings a phone to school for after school use, please ensure that they hand it in in the morning to their kōhanga teacher. We will be clearly explaining this to all Te Pihinga students again, and the consequences for not doing so.

Te Pihinga teaching team

We work collaboratively to teach to the needs of your child. Children will get to know all of the teachers and Learning Assistants in TP.



Mrs Christina Sands
TP Team Leader
Kōhanga Horoeka
c.sands@rcs.school.nz



Mrs Amber Bell
Kōhanga Karaka
a.bell@rcs.school.nz



Miss Brittany Speden
Kōhanga Matipo
b.speden@rcs.school.nz



Mrs Mandy Cleave
Literacy teacher (Mon - Wed)
m.cleave@rcs.school.nz



Mrs Beth Marlin
ELL Teacher (English
Language Learners)



Mrs Carol Spreckley
Learning Support



Miss Kate Hordyk
Learning Support

Our timetable

Day	Mon Tue Wed Thu	Fri (odd weeks)	Fri (even weeks)
8:55 – 9:15	Hui Time	Te Pihinga Assembly	Hui Time
9:15 – 10:15	Maths		Fitness
10:15 – 10:30	Fitness	Read and feed (Shared novel)	Mr Luatua – Health/PE Tiaki Time
10:30 – 10:45	Read and feed (Shared novel)	Maths	
10:45 – 11:00	Living Christianly		
11.00 – 11:30	Break – Outside Play		
11:30 – 12:15	Reading	Targeted literacy – spelling, handwriting, oral language, grammar, Living Christianly	Mrs K – Art Drama/Dance Library
12:15 – 1:00	Writing		
1.00 – 1:15	Eat Lunch outside TP		
1:15 – 1:55	Lunch Time Play		
1:55 – 2:00	Afternoon Roll		
2:00 – 2:15	Circle Time	Happy Hour workshops	Mr Crosson – Music Digital Technology
2:15 – 2:50	LIGHTS Performing Arts (Thu)		
2:50 – 3:00	Pack up, Prayer, Reflection, Home Time		

TP Teachers will be out of the classroom on even week Fridays for CRT (Classroom Release Time). On these days, Mr Luatua, Mrs Koch and Mr Crosson will teach in TP.



Mr Luatua



Mrs K



Mr Crosson

Our day in more detail...

Hui time: This time includes morning prayer, introducing the week's memory verse, singing a worship song and sharing notices and timetable for the day. We also take the roll at this time. If you are talking with your child's kōhanga teacher before school, please be aware that they will need to lead hui time from 8.55 am. Sometimes our hui is in kōhanga groups, sometimes it will be as a whole hub. Hui times are important, as they settle the children and set them up for the day ahead. Please assist your child to arrive at school on time.

Reading: Your child will continue to develop their reading and comprehension skills. At Year 4 - 6 there is a greater emphasis on reading for meaning, and gaining new learning from what we have read. Because of this focus, children tend to progress through the levels more slowly. This is expected at this level. **You can support your child at home by encouraging them to read for pleasure, and visiting your local library regularly.**

Writing: Your child will learn more about the crafting of written work. At Year 4 - 6 there is a greater emphasis on writing genre and writing for an audience. Our written work will take longer to complete, and there will be clear links to what your child has read. **You can support your child at home by talking to them about their writing, and noticing great examples of writing as you are sharing stories with them.**

Targeted literacy: On alternate Fridays we will focus on the deliberate teaching of handwriting, spelling, grammar and oral language. This will be in relation to needs we have observed during the week.

Handwriting: Your child will continue to develop their fine motor skills and correct letter formation.

Spelling: Your child will continue to develop their use of phonological awareness and spelling rules. **You can support your child at home by talking to them about the rule they are learning, and helping them to spot this rule around them.**

Maths: At this level our focus in maths is on developing confidence when working with number, and the ability to see number and maths in different contexts. **You can support your child at home by talking with them about their learning at school. You could also encourage the learning of basic addition and subtraction facts, as well as multiplication tables and division.**

Assembly: Our TP Assembly will be held on alternate (odd week) Fridays from 9.00 - 9.40. Parents are welcome to join with us and celebrate our learning. Assemblies will be lead by a group of children - your child will tell you when they are responsible for leading Assembly.

Living Christianly: In TP our Living Christianly programme aims to develop a practical understanding of God's Word, as well as embracing child-like faith. We consider how we can show biblical principles in our everyday lives.

Performing Arts: Our Performing Arts programme runs on a Thursday afternoon, and is combined with the Year 7 / 8 learning hub. This year your child will have the option of joining Kapa Haka, Pasifika (Year 5 - 8), choir or ukulele. Each group will take part in a performance outside of school.

LIGHTS

In our school we have a very special action based inquiry learning process that we call LIGHTS. This is an acronym for each stage of the inquiry process.

The stages are:

- L**ook at the current situation (research information on the current situation of the topic).
- I**nvigate alternatives (Explore different ideas on how to make changes, in order to make a difference, or solve the problems identified in the L phase).
- G**o for it (choose your best and most effective idea and action it).
- H**ow have things changes (reflect on the **G** phase and see if you have made a difference).
- T**ime to share (share with others your project and your learning).
- S**o what have we learned? (a final reflection on your learning for the whole project and the outcome of your project).

In Te Pihinga, children will be completing LIGHTS projects in our LIGHTS programme, which takes place three times per week. At this age LIGHTS is an important part of learning to critically think about new information, use their reading, writing and mathematical skills in an authentic way, and also develop the skills to work collaboratively with their peers. The children are learning content from the New Zealand Curriculum in Social Sciences, Science, Technology and Health, and they also learn to develop important competencies based on our Vision of Christ-like, Creative, Critical-Learners who HELP (Hope, Excellence, Love and Peace) bring LIGHT to the world.

Our TP LIGHTS focus for 2024 is Aotearoa native flora and fauna.



Whānau Groups

Whānau (*far-no*) Groups are made up of children from all year levels in the school. They meet together twice a term to do environmental-based projects. This is a great time for students to form relationships throughout the school. Your child will be in the same whānau group throughout their time at school.

Our whānau groups are:

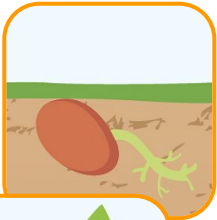
- Toroa** (*tor-ror-ah*) Colour: gold / yellow
- Kiwi** (*kee-wee*) Colour: green
- Tūī** (*too-ee*) Colour: purple
- Pīwakawaka** (*pee-wock-ah-wock-ah*) Colour: blue
- Pūkeko** (*pooh-keck-or*) Colour: red



Māori translations

As part of our bicultural responsiveness, we have made an effort to honour the Māori heritage of the Rolleston area by giving our classrooms and hubs Māori names.

Hub names




Te Kākano means seed - Years NE/1/2
(teh caah-cah-naw)

Our role in TK is planting the foundational seeds in your child's education journey, in the soil that you have prepared as their first teachers.




Te Wana means shoot - Years 2/3/4
(teh wah-nah)

Our role in TW is to nurture the seed by watering your child's independent learning habits, critical thinking and self management skills as they grow in confidence in who they are as a learner.



Te Pihinga means seedling - Years 4/5/6
(teh pee-hee-ngah)

Our role in TP is to nurture the seed by watering your child's independent learning habits, critical thinking and self management skills as they grow in confidence in who they are as a learner.



Te Māhuri means sapling - Years 7/8
(teh maah-'who'-ree)

Our role in TM is deepening your child's roots by expanding and consolidating their understanding of who they are as learners and what they contribute to this world.

Class names

Research shows that relationships are the key to learning. In order to foster these, we made the decision to have each Hub split in Kōhanga groups. Like the nature imagery, teachers 'look after' the children in their kōhanga. Your child's kōhanga teacher is your first contact for any pastoral or academic conversations. Teachers work together collaboratively in our space to best meet the needs of all our Te Pihinga students.



Kōhanga
(core-hung-a)
Nest



Horoeka
(haw-raw-eh-cah)
Mrs Sands



Matipo
(mah-tee-paw)
Miss Speden



Karaka
(cah-rah-cah)
Mrs Bell

Senior Leadership Team



Mrs Liz Coyle
Principal
l.horn@rcs.school.nz



Mr Polu Luatua
Deputy Principal
p.luatua@rcs.school.nz



Mrs Lynda Siave
Deputy Principal
Special Needs Coordinator (SENCO)
l.siave@rcs.school.nz

Administration / Office Staff



Mrs Tracey Kennedy
Administration &
Enrolments
office@rcs.school.nz



Mrs Amy Burke
Communications
Accounts & Uniform
communications@rcs.school.nz
accounts@rcs.school.nz

